



**COMMENT AND REVIEW**  
to the  
Invitation for Bids (IFB) on  
Indefinite Delivery Indefinite Quantity Construction  
**MD-030425 – State of Maryland**

**IFB**

Sourcewell issued the Invitation for Bids (IFB) to provide Indefinite Delivery Indefinite Quantity Construction (IDIQ) on behalf of current and potential Sourcewell Participating Entities, including all government agencies, education agencies to include colleges and universities, and non-profit agencies, within the state of Maryland, as identified in the attached map of the regions. Sourcewell included multiple solicitations within the IFB with the intention of awarding multiple contracts in the state of Maryland.

**Advertisement**

The following advertisement was placed January 28, 2025, and February 4, 2025, in *The Washington Post*, *The Frederick News-Post*, and *The Baltimore Sun*. It was posted to the Sourcewell website and the Sourcewell Procurement Portal for daily viewing and document download/response from January 28, 2025, until the scheduled due date and time:

*Sourcewell, a State of Minnesota local government entity and public agency, is issuing this Invitation for Bids (IFB) on behalf of its participating entities to create indefinite delivery-indefinite quantity construction (IDIQ) contracts that may be used by those participating entities for projects related to construction or the repair, alteration, modernization, or renovation of buildings, structures, or other real property.*

*This IFB consists of the following parts:*

- 1. Invitation for Bid, including Map of Regions*
- 2. Template IDIQ Contract*
- 3. IDIQ Contract General Terms and Conditions*
- 4. Construction Task Catalogs*
- 5. Technical Specifications*

*A full copy of the IFB can be found on the Sourcewell Procurement Portal (<https://portal.sourcewellmn.gov>), and only bids submitted through the Sourcewell Procurement Portal will be considered. Bids are due no later than March 4, 2025, at 4:30 p.m. Central Time, and late bids will not be considered. To attend the pre-bid conference on February 11, 2025, register on the Sourcewell Procurement Portal (<https://portal.sourcewell-mn.gov>).*

**Bid Registrants**

The solicitation process was conducted through the Sourcewell Procurement Portal. The following parties expressed interest in the solicitation by registering for this opportunity within the portal:

Able Electrical Services, Inc	Irreno Construction Company, Inc.
AC Reliable Construction Inc	Janus Contractors, Inc.
Adrian L. Merton Inc.	JB Contracting, Inc.
Advanced Roofing, Inc.	Johnson-Laux Construction
AGS Stainless, Inc.	K&G Contractors
Allied Digital Services LLC	Lashley Construction Co., Inc.
AMERICAN COMBUSTION INDUSTRIES INC	Lee Construction & Maintenance Company
Autumn General Contracting LLC	Ligon and Ligon
Azuria Water Solutions	Lobar Associates Inc.
Bennett Group, LLC	M C FUHRMAN & ASSOCIATES LLC
Boiler and Furnace Cleaners Inc. DBA Hurley Company	Mateflex
Brown & Root Industrial Services, LLC	McCloskey Mechanical Contractors, Inc.
Building Concepts, LLC	McClure Company
C70 Builders, Inc.	Meltech Corporation, Inc.
Carl Belt, Inc.	MEM Contracting Inc.
CB-GC LLC (Commercial Builders General Contracting)	Micon Constructions, Inc.
Centennial Contractors Enterprises	Modern Group Ltd
Centrica Business Solutions Services, INC	National Retrofitting Group
Clayton Co. Consultants LLC	National Site Materials Company, LLC
Conquest Solutions	Nichols Contracting Inc
ConstructConnect	Oakmont Contracting LLC
Cooper Building Services, LLC	Pacific Construction Services LLC
Corenic Construction Group LLC	Paige Industrial Services, Inc
D&A Contractors, INC.	Parkworks Solutions Corp.
DIRTT Environmental Solutions	PLENARY ENTERPRISES, LLC
Dixie Electric, Inc	Power and Combustion, Inc.
Dvorak, LLC	Protec Construction, Inc.
Dynamic General Contracting	PWXPress
Earth Worth LLC	QTO Solution
Eastern Contractors Corporation	ROOFING AND SUSTAINABLE SYSTEMS, INC
Excavating Associates Inc.	Russell Standard
F.H. Paschen	S-Works Construction Corporation
Flo-Tron Contracting Inc	Signature Renovations, LLC
Flotron Contracting, Inc.	Solar Technology Inc
G.A Mechanical Inc.	Stratified, Inc.
Garcete Construction	Super Products LLC
General & Mechanical Services	Taggart Brown & Associates, Inc.
Harper & Sons, Inc.	The Matthews Group, Inc.

Havtech, LLC  
 Henderson Contracting Company Inc.  
 HEP Construction Inc  
 I.B. Abel, Inc.  
 Innovation Building Management LLC

The Prestwick Group  
 Tiles In Style DBA Taza Supplies LLC  
 Vanguard Construction & Supply, Inc.  
 Vigil Contracting, Inc.  
 W.M. Davis Inc.

### **Pre-bid meeting**

A pre-bid webinar was conducted and broadcast on February 11, 2025, beginning at 11:00 AM CT. A link to the on-demand recording, as well as the presentation slides, were subsequently made available to all registered plan takers.

### **Bids**

All Bids remained sealed within the Sourcewell Procurement Portal until the scheduled due date and time. Bids were electronically opened, and the list of all Bidders was made publicly available on the Sourcewell Procurement Portal, on March 4, 2025, at 4:30:00 PM CT. Bids were received from the following:

Adrian L. Merton, Inc.  
 Autumn General Contracting, LLC  
 Bennett Group, LLC  
 Boiler and Furnace Cleaners, Inc. DBA Hurley Company  
 Brown & Root Industrial Services, LLC  
 Carl Belt, Inc.  
 Centennial Contractors Enterprises, Inc.  
 Conquest Solutions, LLC  
 Cooper Building Services, LLC  
 Corenic Construction Group, LLC  
 Dixie Electric, Inc  
 Dynamic General Contracting, LLC  
 Excavating Associates, Inc.  
 F.H. Paschen S.N. Nielsen & Associates, LLC  
 Firstline Contracting, Inc.  
 Garcete Construction Co., Inc.  
 General And Mechanical Services, LLC  
 Harper & Sons, Inc.  
 I.B. Abel, Inc.  
 Innovation Building Management, LLC  
 Irreno Construction Company, Inc.  
 Janus Contractors, Inc.  
 JB Contracting, Inc.  
 Johnson-Laux Construction, LLC  
 Lashley Construction Co., Inc.  
 Lobar Associates, Inc.  
 M. C. Fuhrman & Associates, LLC  
 McCloskey Mechanical Contractors, Inc.  
 McClure Company  
 Micon Constructions, Inc.

Nichols Contracting, Inc  
Pacific Construction Services, LLC  
Paige Industrial Services, Inc  
Power and Combustion, Inc.  
Roofing and Sustainable Systems, Inc.  
Signature Renovations, LLC  
S-Works Construction Corporation  
Taggart Brown & Associates, Inc.  
The Matthews Group, Inc. DBA TMG Construction Corporation  
Vanguard Construction & Supply, Inc.  
Vigil Contracting, Inc.  
W.M. Davis Inc. General Contractors

Bids were reviewed by the Bid Review Committee:

Brandon Town, NIGP-CPP, CPSM, Senior Procurement Analyst  
Julie Riebe, Procurement Analyst II  
Joshua Young, CPPB, NIGP-CPP, Procurement Analyst II  
Nicole Lueth, Procurement Analyst

#### **Bid Evaluation Method**

The Sourcewell Bid Review Committee first determines responsiveness and responsibility of all bidders. A responsive bid must have been submitted on time and materially satisfy all mandatory requirements identified in the IFB. The bidders submitted five adjustment factors for each contract opportunity within the region to the fixed prices in the Construction Task Catalog. The submitted bid adjustment factors were weighted as more fully described in the IFB section to determine a single combined adjustment factor. This combined adjustment factor was then used in determining the ranking of the bids. Bidders may not be awarded more than one same scope Contract within a Region. The maximum number of contracts to be initially awarded by geographic region and contract type was identified in the IFB under Article VIII. Evaluation and Award.

#### **Findings of the Bid Evaluation Committee**

Bid submissions were reviewed thoroughly according to the IFB Specifications with awards going to the lowest responsive/responsible bidders. The Sourcewell IFB required bidders to provide documentation of all required licensure(s). Innovation Building Management LLC, Micon Constructions, Inc., Pacific Construction Services LLC, and Vanguard Construction & Supply, Inc. did not provide a Maryland license and were found to be non-responsive. Corenic Construction Group LLC, S-Works Construction Corporation, and W.M. Davis Inc. were found to be non-responsive in the trade categories. Bidders responding to a trade were required to self-perform at least 51% of the trade with their own organization forces. Boiler and Furnace Cleaners Inc. DBA Hurley Company did not complete the management plan questionnaire and was found to be non-responsive. Conquest Solutions did not upload the required letter from their bonding company dated within twelve months of this bid's closing date and were determined to be non-responsive. A certificate of good standing dated within the past twelve months of this bid's closing date was also a mandatory upload and was not provided by McCloskey Mechanical Contractors, Inc. and was determined to be non-responsive. M.C. Fuhrman & Associates, LLC did not provide the required Maryland licensure and bonding capacity letter documents and were found to be non-responsive. Paige Industrial Services, Inc was determined to be non-responsive for not meeting the mandatory upload of the certificate of good standing and the submitted

adjustment factors for other than normal working hours- prevailing wage rate projects in Regions 4, 5, and 6 not meeting requirements. The selected contractors identified in the results below have the required experience with IDIQ Construction work, and all the awarded bids were determined to be competitive and reasonable for the area.

**\*\*\* The remainder of this page has been intentionally left blank\*\*\***

*Bid Results				ADJUSTMENT FACTORS					
Contractor Name	Solicitation Trade	Awarded Contract Number	Region/Graphic Area	Normal Working Hours Prevailing Wage	Other Than Normal Working Hours Prevailing Wage	Normal Working Hours Non-Prevailing Wage	Other than Normal Working Hours Non-Prevailing Wage	Non-Pre-Priced	Combined Adjustment Factor
Adrian L. Merton, Inc.	HVAC/Mechanical	MD-R2-HVAC-030425-ALM	Region 2	1.1241	1.1256	1.1200	1.1202	1.1850	1.1285
Adrian L. Merton, Inc.	HVAC/Mechanical	MD-R3-HVAC-030425-ALM	Region 3	1.1241	1.1256	1.1200	1.1202	1.1850	1.1285
Adrian L. Merton, Inc.	HVAC/Mechanical	MD-R4-HVAC-030425-ALM	Region 4	1.1241	1.1256	1.1200	1.1202	1.1850	1.1285
Adrian L. Merton, Inc.	HVAC/Mechanical	MD-R5-HVAC-030425-ALM	Region 5	1.1241	1.1256	1.1200	1.1202	1.1850	1.1285
Bennett Group, LLC	General Construction	MD-R1-GC-030425-BEN	Region 1	1.1562	1.1992	1.1667	1.1942	1.2301	1.1754
Bennett Group, LLC	General Construction	MD-R2-GC-030425-BEN	Region 2	1.0776	1.0827	1.0776	1.0810	1.2408	1.0948
Bennett Group, LLC	General Construction	MD-R3-GC-030425-BEN	Region 3	1.0115	1.0274	0.9903	1.0182	1.2354	1.0287
Bennett Group, LLC	General Construction	MD-R4-GC-030425-BEN	Region 4	1.0600	1.0941	1.0550	1.0885	1.2300	1.0815
Bennett Group, LLC	General Construction	MD-R5-GC-030425-BEN	Region 5	1.0049	1.0283	1.0133	1.0490	1.2354	1.0376
Bennett Group, LLC	General Construction	MD-R6-GC-030425-BEN	Region 6	1.0780	1.1068	1.0600	1.0889	1.2300	1.0909
Brown & Root Industrial Services, LLC	General Construction	MD-R2-GC-030425-KBR	Region 2	1.0650	1.0950	0.9950	1.0150	1.1800	1.0500
Brown & Root Industrial Services, LLC	General Construction	MD-R3-GC-030425-KBR	Region 3	1.0762	1.1070	1.0040	1.0050	1.1800	1.0573
Brown & Root Industrial Services, LLC	General Construction	MD-R4-GC-030425-KBR	Region 4	1.0762	1.1070	1.0040	1.0050	1.1800	1.0573
Brown & Root Industrial Services, LLC	General Construction	MD-R5-GC-030425-KBR	Region 5	1.0557	1.0865	0.9737	1.0045	1.1800	1.0374
Carl Belt, Inc.	Civil Construction	MD-R1-CC-030425-CBI	Region 1	1.1100	1.4500	1.1290	1.4700	1.2600	1.2017
Carl Belt, Inc.	Civil Construction	MD-R2-CC-030425-CBI	Region 2	1.1300	1.4800	1.1500	1.5490	1.3000	1.2309
Carl Belt, Inc.	Paving Asphalt/Concrete	MD-R1-PAC-030425-CBI	Region 1	1.1100	1.4500	1.1290	1.4700	1.2600	1.2017
Carl Belt, Inc.	Paving Asphalt/Concrete	MD-R2-PAC-030425-CBI	Region 2	1.1300	1.4800	1.1500	1.5490	1.3000	1.2309
Centennial Contractors Enterprises, Inc.	General Construction	MD-R2-GC-030425-CCE	Region 2	1.1880	1.2236	1.1000	1.1330	1.1500	1.1515
Centennial Contractors Enterprises, Inc.	General Construction	MD-R3-GC-030425-CCE	Region 3	1.0609	1.0927	1.0300	1.0609	1.1500	1.0622
Centennial Contractors Enterprises, Inc.	General Construction	MD-R4-GC-030425-CCE	Region 4	1.1073	1.1405	1.0750	1.1073	1.1500	1.1036

*Bid Results				ADJUSTMENT FACTORS					
Contractor Name	Solicitation Trade	Awarded Contract Number	Region/Graphic Area	Normal Working Hours Prevailing Wage	Other Than Normal Working Hours Prevailing Wage	Normal Working Hours Non-Prevailing Wage	Other than Normal Working Hours Non-Prevailing Wage	Non-Pre-Priced	Combined Adjustment Factor
Centennial Contractors Enterprises, Inc.	General Construction	MD-R5-GC-030425-CCE	Region 5	1.1639	1.1988	1.1300	1.1639	1.1500	1.1541
Cooper Building Services, LLC	General Construction	MD-R1-GC-030425-COOP	Region 1	1.0565	1.1815	1.0315	1.1502	1.3515	1.0991
Cooper Building Services, LLC	General Construction	MD-R2-GC-030425-COOP	Region 2	1.0565	1.1815	1.0315	1.1502	1.3515	1.0991
Cooper Building Services, LLC	General Construction	MD-R3-GC-030425-COOP	Region 3	1.0565	1.1815	1.0315	1.1502	1.3515	1.0991
Cooper Building Services, LLC	General Construction	MD-R4-GC-030425-COOP	Region 4	1.0565	1.1815	1.0315	1.1502	1.3515	1.0991
Cooper Building Services, LLC	General Construction	MD-R5-GC-030425-COOP	Region 5	1.0565	1.1815	1.0315	1.1502	1.3515	1.0991
Cooper Building Services, LLC	General Construction	MD-R6-GC-030425-COOP	Region 6	1.1315	1.2690	1.0565	1.1815	1.3515	1.1460
Dixie Electric, Inc.	Electrical	MD-R1-E-030425-DIXI	Region 1	1.3500	1.5500	1.1500	1.3500	1.1500	1.2800
Dixie Electric, Inc.	Electrical	MD-R2-E-030425-DIXI	Region 2	1.3000	1.5000	1.1000	1.3000	1.1000	1.2300
Dixie Electric, Inc.	Electrical	MD-R5-E-030425-DIXI	Region 5	1.3500	1.5500	1.1500	1.3500	1.1500	1.2800
Dynamic General Contracting, LLC	Roofing	MD-R1-RW-030425-DGCL	Region 1	1.4200	1.4250	1.4000	1.4050	1.4500	1.4150
Dynamic General Contracting, LLC	Roofing	MD-R2-RW-030425-DGCL	Region 2	1.4200	1.4250	1.4000	1.4050	1.4500	1.4150
Dynamic General Contracting, LLC	Roofing	MD-R3-RW-030425-DGCL	Region 3	1.4200	1.4250	1.4000	1.4050	1.4500	1.4150
Dynamic General Contracting, LLC	Roofing	MD-R4-RW-030425-DGCL	Region 4	1.4200	1.4250	1.4000	1.4050	1.4500	1.4150
Dynamic General Contracting, LLC	Roofing	MD-R5-RW-030425-DGCL	Region 5	1.4200	1.4250	1.4000	1.4050	1.4500	1.4150
Dynamic General Contracting, LLC	Roofing	MD-R6-RW-030425-DGCL	Region 6	1.4200	1.4250	1.4000	1.4050	1.4500	1.4150
Excavating Associates Inc.	Civil Construction	MD-R1-CC-030425-EAI	Region 1	1.2250	1.3350	1.2000	1.3100	1.2000	1.2333
Excavating Associates Inc.	Paving Asphalt/Concrete	MD-R1-PAC-030425-EAI	Region 1	1.3750	1.4850	1.3500	1.4600	1.3500	1.3833
F.H. Paschen, S.N. Nielsen & Associates LLC	General Construction	MD-R1-GC-030425-FHP	Region 1	1.1676	1.2259	1.1676	1.2259	1.2000	1.1825
F.H. Paschen, S.N. Nielsen & Associates LLC	General Construction	MD-R4-GC-030425-FHP	Region 4	1.1676	1.2259	1.1676	1.2259	1.2000	1.1825
F.H. Paschen, S.N. Nielsen & Associates LLC	General Construction	MD-R5-GC-030425-FHP	Region 5	1.1892	1.2486	1.1892	1.2486	1.2000	1.2022
Firstline Contracting Inc	Roofing	MD-R1-RW-030425-FIRS	Region 1	1.3500	1.5800	1.2800	1.4000	1.1000	1.3285

*Bid Results				ADJUSTMENT FACTORS					
Contractor Name	Solicitation Trade	Awarded Contract Number	Region/Graphic Area	Normal Working Hours Prevailing Wage	Other Than Normal Working Hours Prevailing Wage	Normal Working Hours Non-Prevailing Wage	Other than Normal Working Hours Non-Prevailing Wage	Non-Pre-Priced	Combined Adjustment Factor
Firstline Contracting Inc	Roofing	MD-R2-RW-030425-FIRS	Region 2	1.3500	1.5800	1.2800	1.4000	1.1000	1.3285
Firstline Contracting Inc	Roofing	MD-R3-RW-030425-FIRS	Region 3	1.3800	1.6500	1.2800	1.4250	1.1000	1.3485
Firstline Contracting Inc	Roofing	MD-R4-RW-030425-FIRS	Region 4	1.3800	1.6500	1.2800	1.4250	1.1000	1.3485
Firstline Contracting Inc	Roofing	MD-R5-RW-030425-FIRS	Region 5	1.3800	1.6500	1.2800	1.4250	1.1000	1.3485
Firstline Contracting Inc	Roofing	MD-R6-RW-030425-FIRS	Region 6	1.3800	1.6500	1.2800	1.4250	1.1000	1.3485
Garcete Construction Co., Inc.	Civil Construction	MD-R2-CC-030425-GARC	Region 2	1.0900	1.1700	1.1880	1.2740	1.1500	1.1567
Garcete Construction Co., Inc.	Civil Construction	MD-R4-CC-030425-GARC	Region 4	1.0900	1.1700	1.1880	1.2740	1.1500	1.1567
Garcete Construction Co., Inc.	Civil Construction	MD-R5-CC-030425-GARC	Region 5	1.0900	1.1700	1.1880	1.2740	1.1500	1.1567
Garcete Construction Co., Inc.	General Construction	MD-R3-GC-030425-GARC	Region 3	1.0900	1.1700	1.1880	1.2740	1.1500	1.1567
Garcete Construction Co., Inc.	General Construction	MD-R4-GC-030425-GARC	Region 4	1.0900	1.1700	1.1880	1.2740	1.1500	1.1567
Garcete Construction Co., Inc.	General Construction	MD-R5-GC-030425-GARC	Region 5	1.0900	1.1700	1.1880	1.2740	1.1500	1.1567
General And Mechanical Services, LLC	HVAC/Mechanical	MD-R1-HVAC-030425-GMS	Region 1	1.3650	1.4750	1.3650	1.4750	1.4750	1.3980
General And Mechanical Services, LLC	HVAC/Mechanical	MD-R2-HVAC-030425-GMS	Region 2	1.3650	1.4750	1.3650	1.4750	1.4750	1.3980
General And Mechanical Services, LLC	HVAC/Mechanical	MD-R3-HVAC-030425-GMS	Region 3	1.3650	1.4750	1.3650	1.4750	1.4750	1.3980
General And Mechanical Services, LLC	HVAC/Mechanical	MD-R4-HVAC-030425-GMS	Region 4	1.3650	1.4750	1.3650	1.4750	1.4750	1.3980
General And Mechanical Services, LLC	HVAC/Mechanical	MD-R5-HVAC-030425-GMS	Region 5	1.3650	1.4750	1.3650	1.4750	1.4750	1.3980
General And Mechanical Services, LLC	HVAC/Mechanical	MD-R6-HVAC-030425-GMS	Region 6	1.3650	1.4750	1.3650	1.4750	1.4750	1.3980
Harper & Sons, Inc	Civil Construction	MD-R6-CC-030425-HARP	Region 6	1.4900	1.5800	1.3820	1.4200	1.4850	1.4537
I.B. Abel, Inc.	Electrical	MD-R2-E-030425-IBA	Region 2	1.2800	1.7000	1.2800	1.7000	1.2000	1.3560
I.B. Abel, Inc.	Electrical	MD-R3-E-030425-IBA	Region 3	1.4900	1.7300	1.4900	1.7300	1.2000	1.5090
Irreno Construction Company, Inc.	General Construction	MD-R2-GC-030425-ICCI	Region 2	1.0400	1.0800	0.9700	1.0100	1.1500	1.0275
Irreno Construction Company, Inc.	General Construction	MD-R3-GC-030425-ICCI	Region 3	1.0400	1.0800	0.9700	1.0100	1.1500	1.0275




*Bid Results				ADJUSTMENT FACTORS					
Contractor Name	Solicitation Trade	Awarded Contract Number	Region/Graphic Area	Normal Working Hours Prevailing Wage	Other Than Normal Working Hours Prevailing Wage	Normal Working Hours Non-Prevailing Wage	Other than Normal Working Hours Non-Prevailing Wage	Non-Pre-Priced	Combined Adjustment Factor
Irreno Construction Company, Inc.	General Construction	MD-R4-GC-030425-ICCI	Region 4	1.0400	1.0800	0.9700	1.0100	1.1500	1.0275
Irreno Construction Company, Inc.	General Construction	MD-R5-GC-030425-ICCI	Region 5	1.0400	1.0800	0.9700	1.0100	1.1500	1.0275
Janus Contractors, Inc.	General Construction	MD-R1-GC-030425-JAN	Region 1	1.1350	1.1700	1.1150	1.1400	1.2450	1.1430
Janus Contractors, Inc.	General Construction	MD-R3-GC-030425-JAN	Region 3	1.1050	1.1400	1.0850	1.1100	1.2150	1.1130
Janus Contractors, Inc.	General Construction	MD-R4-GC-030425-JAN	Region 4	1.1200	1.1550	1.1000	1.1250	1.2300	1.1280
Janus Contractors, Inc.	General Construction	MD-R5-GC-030425-JAN	Region 5	1.1050	1.1400	1.0850	1.1100	1.2150	1.1130
Janus Contractors, Inc.	General Construction	MD-R6-GC-030425-JAN	Region 6	1.1350	1.1700	1.1150	1.1400	1.2450	1.1430
Johnson-Laux Construction, LLC	General Construction	MD-R1-GC-030425-JLC	Region 1	1.1900	1.1905	1.1900	1.1905	1.2500	1.1961
Johnson-Laux Construction, LLC	General Construction	MD-R2-GC-030425-JLC	Region 2	1.1350	1.1355	1.1350	1.1355	1.2000	1.1416
Johnson-Laux Construction, LLC	General Construction	MD-R3-GC-030425-JLC	Region 3	1.0800	1.0805	1.0800	1.0805	1.2000	1.0921
Johnson-Laux Construction, LLC	General Construction	MD-R4-GC-030425-JLC	Region 4	1.0800	1.0805	1.0800	1.0805	1.2000	1.0921
Johnson-Laux Construction, LLC	General Construction	MD-R5-GC-030425-JLC	Region 5	1.0800	1.0805	1.0800	1.0805	1.2000	1.0921
Johnson-Laux Construction, LLC	General Construction	MD-R6-GC-030425-JLC	Region 6	1.1000	1.1005	1.1000	1.1005	1.2500	1.1151
Lobar Associates, Inc.	Roofing	MD-R2-RW-030425-LOB	Region 2	1.2240	1.2240	1.1327	1.1327	1.1500	1.1755
McClure Company	HVAC/Mechanical	MD-R1-HVAC-030425-MCE	Region 1	1.1000	1.5000	1.1000	1.5000	1.1500	1.1850
McClure Company	HVAC/Mechanical	MD-R2-HVAC-030425-MCE	Region 2	1.1000	1.5000	1.1000	1.5000	1.1500	1.1850
McClure Company	HVAC/Mechanical	MD-R3-HVAC-030425-MCE	Region 3	1.1000	1.5000	1.1000	1.5000	1.1500	1.1850
McClure Company	HVAC/Mechanical	MD-R4-HVAC-030425-MCE	Region 4	1.1000	1.5000	1.1000	1.5000	1.1500	1.1850
McClure Company	HVAC/Mechanical	MD-R5-HVAC-030425-MCE	Region 5	1.1000	1.5000	1.1000	1.5000	1.1500	1.1850
McClure Company	HVAC/Mechanical	MD-R6-HVAC-030425-MCE	Region 6	1.1000	1.5000	1.1000	1.5000	1.1500	1.1850
Power and Combustion, Inc.	HVAC/Mechanical	MD-R1-HVAC-030425-POWC	Region 1	1.2900	1.4600	1.2900	1.4600	1.2900	1.3240
Power and Combustion, Inc.	HVAC/Mechanical	MD-R2-HVAC-030425-POWC	Region 2	1.2900	1.4600	1.2900	1.4600	1.2900	1.3240

*Bid Results				ADJUSTMENT FACTORS					
Contractor Name	Solicitation Trade	Awarded Contract Number	Region/Graphic Area	Normal Working Hours Prevailing Wage	Other Than Normal Working Hours Prevailing Wage	Normal Working Hours Non-Prevailing Wage	Other than Normal Working Hours Non-Prevailing Wage	Non-Pre-Priced	Combined Adjustment Factor
Power and Combustion, Inc.	HVAC/Mechanical	MD-R3-HVAC-030425-POWC	Region 3	1.2690	1.4390	1.2690	1.4390	1.2690	1.3030
Power and Combustion, Inc.	HVAC/Mechanical	MD-R4-HVAC-030425-POWC	Region 4	1.2690	1.4390	1.2690	1.4390	1.2690	1.3030
Power and Combustion, Inc.	HVAC/Mechanical	MD-R5-HVAC-030425-POWC	Region 5	1.2460	1.4160	1.2460	1.4160	1.2460	1.2800
Power and Combustion, Inc.	HVAC/Mechanical	MD-R6-HVAC-030425-POWC	Region 6	1.2690	1.4390	1.2690	1.4390	1.2690	1.3030
Roofing and Sustainable Systems, Inc.	Roofing	MD-R5-RW-030425-RSSI	Region 5	1.3400	1.3400	1.1000	1.1000	1.2000	1.2180
Signature Renovations, LLC	Electrical	MD-R1-E-030425-SIG	Region 1	1.2089	1.2694	1.2089	1.2694	1.2800	1.2281
Signature Renovations, LLC	Electrical	MD-R2-E-030425-SIG	Region 2	1.2060	1.2663	1.2060	1.2663	1.2800	1.2255
Signature Renovations, LLC	Electrical	MD-R3-E-030425-SIG	Region 3	1.1379	1.1948	1.1379	1.1948	1.2800	1.1635
Signature Renovations, LLC	Electrical	MD-R4-E-030425-SIG	Region 4	1.1582	1.2161	1.1582	1.2161	1.2800	1.1820
Signature Renovations, LLC	Electrical	MD-R5-E-030425-SIG	Region 5	1.2130	1.2737	1.2130	1.2737	1.2800	1.2318
Signature Renovations, LLC	Electrical	MD-R6-E-030425-SIG	Region 6	1.1582	1.2161	1.1582	1.2161	1.2800	1.1820
Signature Renovations, LLC	General Construction	MD-R1-GC-030425-SIG	Region 1	1.1514	1.2089	1.1514	1.2089	1.2800	1.1758
Signature Renovations, LLC	General Construction	MD-R3-GC-030425-SIG	Region 3	1.0837	1.1379	1.0837	1.1379	1.2800	1.1142
Signature Renovations, LLC	General Construction	MD-R4-GC-030425-SIG	Region 4	1.1030	1.1582	1.1030	1.1582	1.2800	1.1317
Signature Renovations, LLC	General Construction	MD-R5-GC-030425-SIG	Region 5	1.1553	1.2130	1.1553	1.2130	1.2800	1.1793
Signature Renovations, LLC	General Construction	MD-R6-GC-030425-SIG	Region 6	1.1030	1.1582	1.1030	1.1582	1.2800	1.1317
S-Works Construction Corporation	General Construction	MD-R1-GC-030425-SWC	Region 1	1.1800	1.1977	1.1700	1.1850	1.2000	1.1808
S-Works Construction Corporation	General Construction	MD-R2-GC-030425-SWC	Region 2	1.1500	1.1673	1.1400	1.1550	1.2000	1.1537
S-Works Construction Corporation	General Construction	MD-R3-GC-030425-SWC	Region 3	1.1400	1.1600	1.1390	1.1490	1.1800	1.1466
S-Works Construction Corporation	General Construction	MD-R4-GC-030425-SWC	Region 4	1.1550	1.1723	1.1450	1.1600	1.2000	1.1582
S-Works Construction Corporation	General Construction	MD-R5-GC-030425-SWC	Region 5	1.1500	1.1673	1.1350	1.1500	1.2000	1.1515
S-Works Construction Corporation	General Construction	MD-R6-GC-030425-SWC	Region 6	1.1800	1.1977	1.1650	1.1800	1.2000	1.1785

*Bid Results				ADJUSTMENT FACTORS					
Contractor Name	Solicitation Trade	Awarded Contract Number	Region/Graphic Area	Normal Working Hours Prevailing Wage	Other Than Normal Working Hours Prevailing Wage	Normal Working Hours Non-Prevailing Wage	Other than Normal Working Hours Non-Prevailing Wage	Non-Pre-Priced	Combined Adjustment Factor
Taggart Brown & Associates, Inc.	General Construction	MD-R1-GC-030425-TAG	Region 1	1.1850	1.2000	1.1700	1.1850	1.1800	1.1808
Taggart Brown & Associates, Inc.	General Construction	MD-R5-GC-030425-TAG	Region 5	1.1650	1.1800	1.1500	1.1650	1.1600	1.1608
Taggart Brown & Associates, Inc.	General Construction	MD-R6-GC-030425-TAG	Region 6	1.1950	1.2100	1.1800	1.1950	1.1900	1.1908
The Matthews Group, Inc.	General Construction	MD-R2-GC-030425-TMG	Region 2	1.0500	1.0501	1.0500	1.0501	1.2500	1.0700
The Matthews Group, Inc.	General Construction	MD-R3-GC-030425-TMG	Region 3	0.9900	0.9901	0.9900	0.9901	1.2500	1.0160
The Matthews Group, Inc.	General Construction	MD-R4-GC-030425-TMG	Region 4	1.0100	1.0101	1.0100	1.0101	1.2500	1.0340
The Matthews Group, Inc.	General Construction	MD-R5-GC-030425-TMG	Region 5	1.0050	1.0051	1.0050	1.0051	1.2500	1.0295
Vigil Contracting, Inc.	Electrical	MD-R3-E-030425-VGL	Region 3	1.1501	1.1551	1.1201	1.1251	1.1401	1.1366
Vigil Contracting, Inc.	Electrical	MD-R5-E-030425-VGL	Region 5	1.1501	1.1551	1.1201	1.1251	1.1401	1.1366
Vigil Contracting, Inc.	Electrical	MD-R6-E-030425-VGL	Region 6	1.2351	1.2451	1.2151	1.2251	1.2001	1.2246
Vigil Contracting, Inc.	General Construction	MD-R3-GC-030425-VGL	Region 3	1.1351	1.1451	1.0701	1.0751	1.1401	1.1079
Vigil Contracting, Inc.	General Construction	MD-R5-GC-030425-VGL	Region 5	1.1351	1.1451	1.0701	1.0751	1.1401	1.1079
Vigil Contracting, Inc.	General Construction	MD-R6-GC-030425-VGL	Region 6	1.2001	1.2101	1.1651	1.1751	1.2001	1.1864
Vigil Contracting, Inc.	HVAC/Mechanical	MD-R3-HVAC-030425-VGL	Region 3	1.1155	1.1651	1.1201	1.1251	1.1551	1.1270
Vigil Contracting, Inc.	HVAC/Mechanical	MD-R5-HVAC-030425-VGL	Region 5	1.1551	1.1651	1.1201	1.1251	1.1551	1.1409


\*\* A complete Abstract of Bids, setting forth all bids received (as applicable), is available on request to Sourcewell.

The preceding contracts were ratified by the Sourcewell Board of Directors on April 24, 2025.

DocuSigned by:  
  
7BCA93CD6377421...

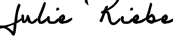
---

Brandon Town, NIGP-CPP, CPSM, Senior Procurement Analyst

Signed by:  
  
6532AB36AAD6496...


---

Joshua Young, CPPB, NIGP-CPP, Procurement Analyst II

DocuSigned by:  
  
74DB922AE0B4411...

---

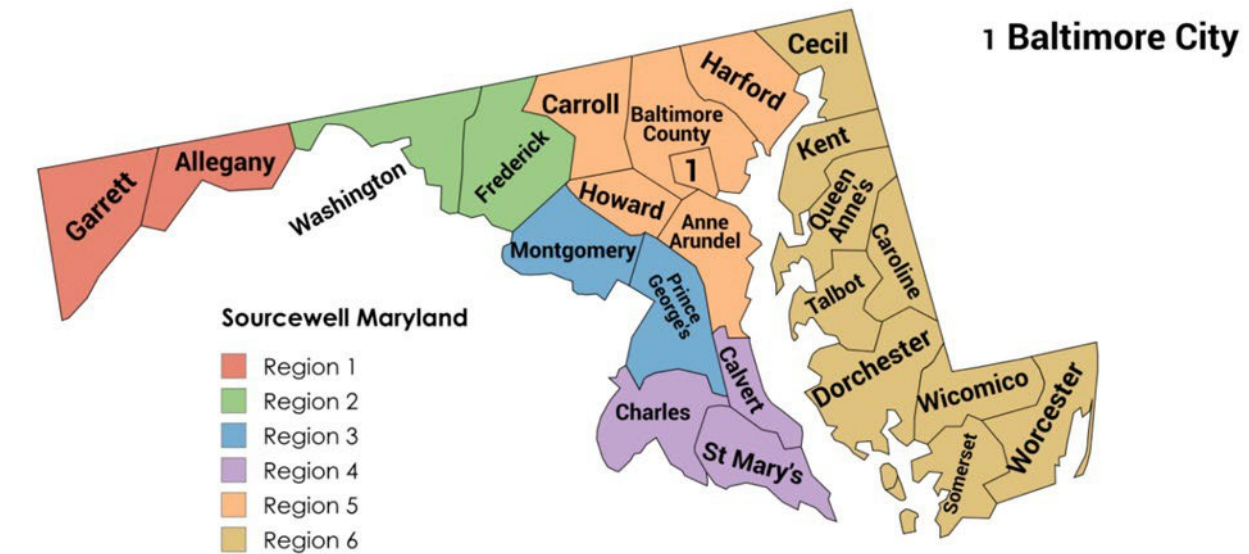
Julie Riebe, Procurement Analyst II

DocuSigned by:  
  
357BE3B136A34E1...

---

Nicole Lueth, Procurement Analyst

Attachment 1  
Geographic Map of Sourcewell Contract Regions



Region 1			
Garrett	Allegany		

Region 2			
Washington	Frederick		

Region 3			
Montgomery	Prince George's		

Region 4			
Charles	St. Mary's	Calvert	

Region 5			
Carroll	Baltimore	Baltimore City	Harford
Howard	Anne Arundel		

Region 6			
Cecil	Kent	Queen Anne's	Talbot
Caroline	Dorchester	Wicomico	Worcester
Somerset			